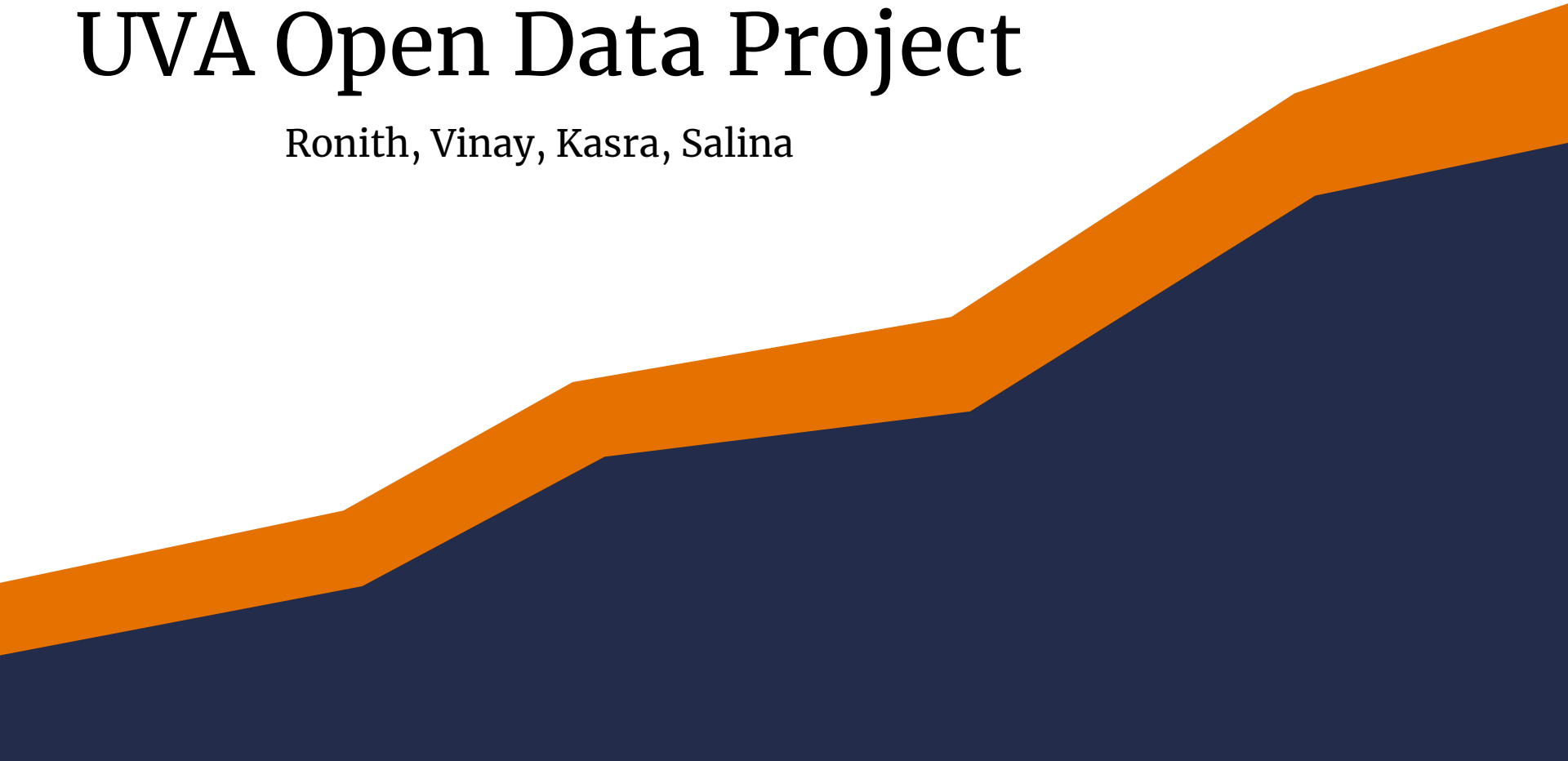



UVA Open Data Project

Ronith, Vinay, Kasra, Salina



Why are Policies Important?

Policies are **vital** to any community or organization



Policies provide guidance, consistency, accountability, efficiency, and clarity on how an organization and its members operate

Why Data Science?



Data is everywhere



Allows us to understand why problems arise



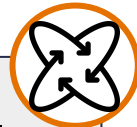
Staggering Amount of Data Growth



Allows us to test if our solutions work



Helps people think critically about numbers and statistics



Multidisciplinary



Why Data and Policy?

Policy touches every aspect of an individual's life within society



Data enables people to have meaningful discussions about how to solve the problems that exist in their community

Issues We Perceive

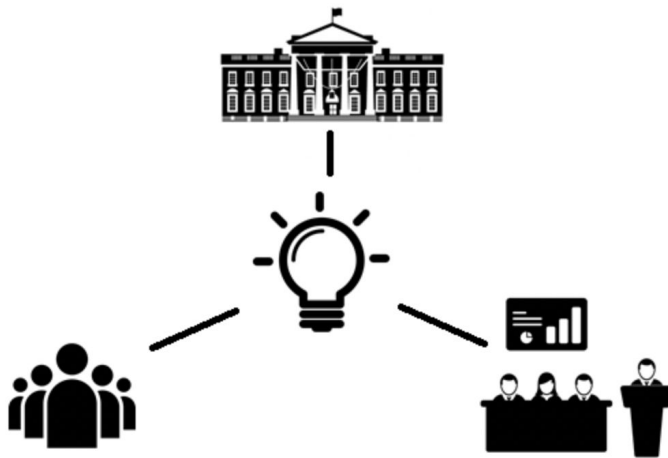
- Need a method conducive to addressing specific weaknesses of policy
 - Need to back policy with data



There is a **disproportionate access to data and the skills needed to understand it**

Our Solution

1. Create **publicly available datasets** on university affairs such as finances, student life, and academics
2. Provide access to the resources and tools needed to **promote specific policy recommendations geared towards community problems**
3. Teach the skills and understanding necessary to **assess data usefully in the context of civic engagement**



Three horizontal bars of varying lengths and colors (orange, blue, dark blue) stacked vertically on the left side of the slide.

Who We Are

We are a group of students with a **variety of interests** at UVA united to create and manage a project that encourages students to access and analyze content generated by the university and its affiliates. Information—such as finances, student life, and academics—should be freely made available to hold the stewards of our community accountable and to engage actively in the pursuit of a more perfect university.

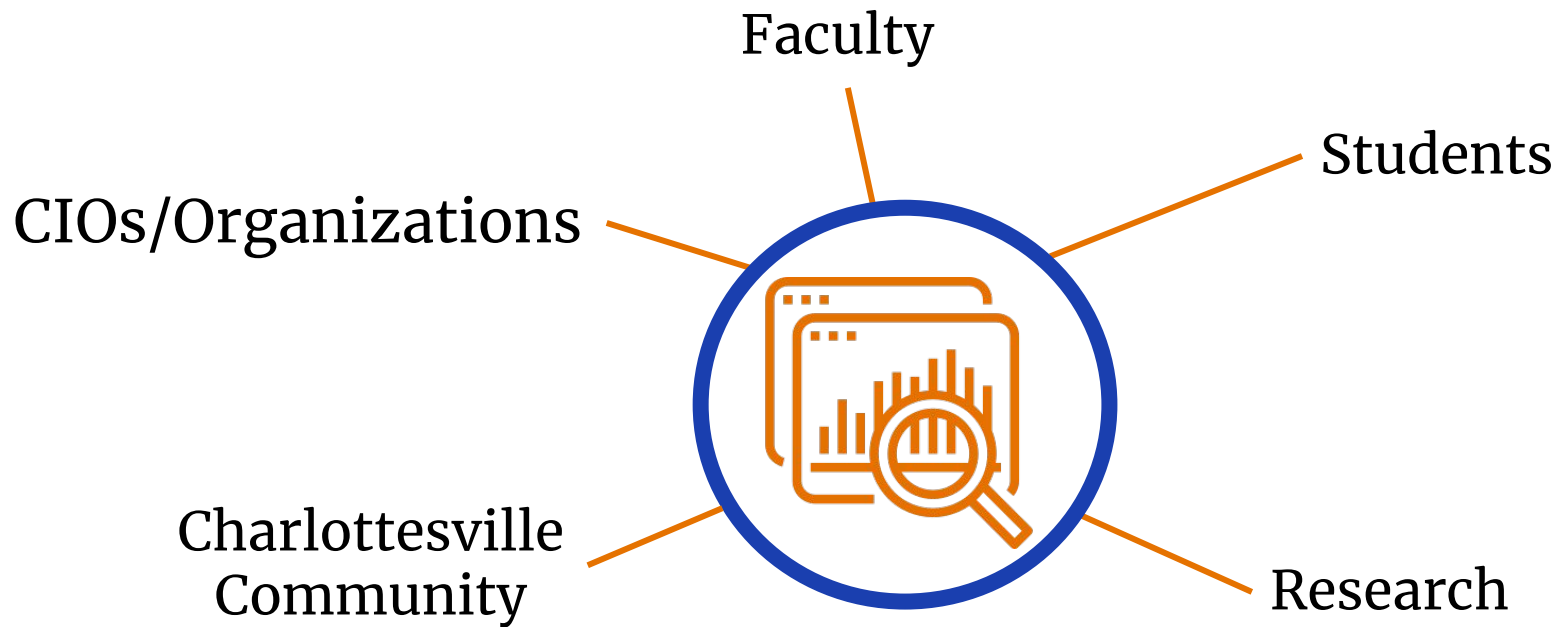


What is the UVA Open Data Project?



UVA Open Data

Who is UVA Open Data for?



Three horizontal bars of increasing length, colored orange, blue, and dark blue from top to bottom.

What have we done so far?

- Collected UVA datasets
- Met with future partners and established faculty relationships
- Published paper
- Center for Civic Innovation Fellowship
- UVA Wiki

Three horizontal bars of increasing length, colored orange, blue, and dark blue from top to bottom.

How have we grown and changed?

- Focused on self-sufficiency
- Defined our brand architecture
- Developed a coherent marketing strategy
- Revised our timeline
- Expanded our network of partners

Three horizontal bars in orange, blue, and dark blue on the left side of the slide.

What are our future plans?

1. Continue collecting and analyzing datasets for various UVA policy initiatives
2. Connect with existing organizations to focus on specific areas of data
→ data consulting committees
3. Develop a curriculum or “bootcamp” to have students develop the data science and tech skills they need to engage with the data
4. Established cohort of team members with diverse backgrounds and interests

Thank you!

Any Questions?





Who are we looking for to join us?

Anyone with an interest in improving UVA and/or looking at specific data related to our community

Emphasis: Any major, this organization is NOT just meant for CS and data science students